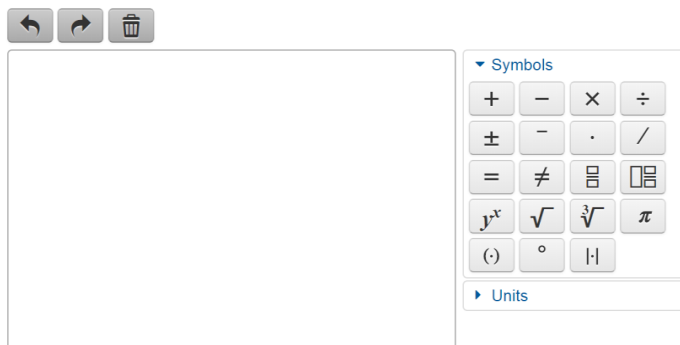


Equation Editor Guide for MCAS Grade 8 Science and Technology/Engineering (STE) Test


Some questions ask you to write your answers in a box like the ones shown on the right. The box allows you to enter words, numbers, and symbols.

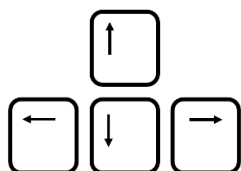
The box is NOT a calculator, and does not compute answers. Entering your answer in the box is like writing numbers and equations using a pencil and paper, but on a computer instead.



You can use the buttons to the right of the box when writing your answer. Click on the blue arrow next to any tab (Symbols or Units) to see the buttons in the menu. You can click the blue arrow again to close the menu.

You can also use your keyboard to enter numbers, letters, spaces, and math symbols, however, not all math symbols are on the keyboard.

If you are using a tablet, press the "more symbols" button  to show the different tabs on the right-hand side: Symbols and Units.



Moving Around or Changing Your Answer

Use the arrow keys on the keyboard to move around an equation and to move out of fractions or parentheses. You may also click with your mouse or tap with your finger (on a tablet) to move around an equation.

These three buttons are useful for changing your answer:



"Undo" what you just entered



"Redo" to restore what you deleted



"Clear" All to start over

Many symbols (such as \div , \times , $-$, $+$) typically appear between two numbers. You can change a symbol in your equation to another symbol by selecting it and pressing the button for the new symbol. To delete a symbol, use the backspace button on your keyboard.